

# HARDSCAPE VOL. 5 INSPIRATIONS



EAGLE BAY®





# THE EAGLE BAY PROMISE

## **EXCEPTIONAL QUALITY AND VALUE**

Our commitment to providing superior products has made us an industry leader.

## **LIFETIME TRANSFERABLE WARRANTY**

We offer this exceptional guarantee on all of our products.

## **CUSTOMER SERVICE EXCELLENCE**


Your satisfaction is guaranteed, period.

## **100% AMERICAN OWNED**

We are proud and privileged to be family-owned and operated in Virginia.

# CONTENTS

VOL. 5



2 PAVERS

26 GREENSCAPES

34 WALLS

## PAVERS

Paver Project Gallery	2
BrikStone	4
CottageStone	8
KingsLand	12
GrandCay	16
EpicStone	20
Essex™ Stone	21
CopingStone	22
CircleStone	23
Chatham Stone	24

## GREENSCAPES COLLECTION

EcoBay	28
SF Rima™	30
TurfStone	31
Commercial Design	32
LEED Certification	33

Paver Color, Finishes, Patterns	54
Paver Installation Guide	57
Paver Data	59

## WALLS

Wall Project Gallery	34
Highland Stone® Wall System	36
Dublin™ Wall	44
Diamond® Wall System	46
Diamond Pro® Wall System	48
Landmark® Wall System	50
Vertica® Wall System	51
Aspen Stone® Wall System	52

Wall Colors	60
Wall Installation Guide	62
Wall Data & Accessories	63

## HARDSCAPE DETAILS

Outdoor Enhancement Kits	65
Auxiliary Products	66



**Front Cover:** Paver: GrandCay; Finish: Cobbled; Color: Bull Run, Highland Stone® Fire Pit Kit; Color: Jefferson, Wall: Highland Stone® Freestanding Wall; Color: Bull Run. **For more information on the project featured on the cover, see the inside back cover.**

**Back Cover:** GrandCay; Finish: Cobbled; Color: James River

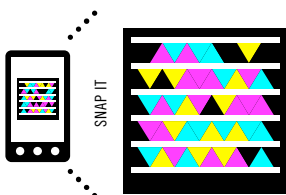




# PAVERS

*When you want to add style and substance to a patio, walkway, pool surround, or driveway, Eagle Bay Pavers are a great way to get the look you want. Choose from a variety of patterns, finishes, and colors, then let your imagination take you from there.*

Check out more photos on your smartphone.



Get the free mobile app at <http://gettag.mobi>

BRIKSTONE

COTTAGESTONE

KINGSLAND

GRANDCAY

EPICSTONE

ESSEX™ STONE

COPINGSTONE

CIRCLESTONE

CHATHAM STONE

PERMEABLE PAVERS

Paver square footage per cube and paver dimensions are nominal.













# BRIKSTONE

*Surround yourself with the comfort of timeless tradition.*



Experience a feeling of serenity and peace with the symmetrical look of BrikStone. With the design and feel of traditional brick, these pavers can bring a sense of order to patios, driveways, pools, and paths. Choose the color and pattern that fit the mood you want to create, and watch your landscape come alive.





Finish: Chamfered; Color: James River



Finish: Flat; Color: Colonial Collection



Finish: Flat; Color: Colonial Collection



Finish: Chamfered; Color: Shenandoah



Finish: Chamfered; Color: James River



Finish: Chamfered; Color: Richmond



# BRIKSTONE

*Keep patios interesting with a herringbone pattern of BrikStone. The chamfered finish with beveled edge is perfect for an even walking surface that still adds texture to your hardscaping.*

BrikStone makes an elegant yet traditional entrance to any home. Using two contrasting colors creates a dynamic pattern that can create a lasting first impression.

## COLORS



James River



Crimson



Slate



Colonial Collection w/PermaVision™ (Flat)

## OLD DOMINION COLLECTION WITH PERMAVISION™



Jefferson



Richmond



Shenandoah



Bull Run

Visit our website, or go to page 54 to view larger photos and finishes of our paver colors.

## SPECIFICATIONS

	BrikStone 60 mm	BrikStone 80 mm**
DIMENSIONS	4" x 8" x 2 <sup>3/8</sup> "	4" x 8" x 3 <sup>1/8</sup> "
PIECES/PALLET	540	432
SQ. FT./PALLET	120	96
WEIGHT/PALLET	3,210 lbs.	3,400 lbs.
BANDS/PALLET	6	6
SQ. FT./BAND	20	16


\*\*By special order only.

## FINISHES

CHAMFERED	Flat face, beveled edges.
ANTIQUED	Flat face, distressed face and edges.**
FLAT	Flat face, sharp, clean edges.**

Colonial Collection™ is only available in pre-packaged four-color factory blend or by special order in individual colors for field blending.







# COTTAGESTONE

*Slip into the warmth of a well-loved retreat.*



Inviting and comfortable. Warm and relaxing. That's the look and feel you'll achieve with CottageStone. Available in four distinct sizes, these pavers fit together to make an eye-pleasing arrangement whether you're building a garden path, a bungalow walkway, or a casual outdoor area.






Finish: Textured; Color: Shenandoah



Finish: Antiqued; Color: Blue Ridge



Finish: Antiqued; Color: James River



Finish: Antiqued; Color: Blue Ridge



Finish: Antiqued; Color: James River



Finish: Textured; Color: James River



# COTTAGESTONE

*When you're looking for a softer, natural look, CottageStone does the trick. It works well with both large expanses and small intimate spaces to give a professional touch to your landscaping.*

When you combine CottageStone with other Eagle Bay pavers, you can design an exciting combination that adds beauty and value to your property.

## COLORS



James River

Blue Ridge

Chesapeake

Crimson

Sahara\*

Slate\*

## OLD DOMINION COLLECTION WITH PERMAVISION™



Jefferson

Richmond

Shenandoah

Bull Run

Visit our website, or go to page 54 to view larger photos and finishes of our paver colors.

## SPECIFICATIONS

	CottageStone 60 mm				CottageStone 80 mm	
DIMENSIONS	6" x 6" x 2 <sup>3</sup> / <sub>8</sub> "	6" x 9" x 2 <sup>3</sup> / <sub>8</sub> "	9" x 9" x 2 <sup>3</sup> / <sub>8</sub> " **	12" x 12" x 2 <sup>3</sup> / <sub>8</sub> " **	6" x 6" x 3 <sup>1</sup> / <sub>8</sub> " **	6" x 9" x 3 <sup>1</sup> / <sub>8</sub> " **
PIECES/PALLET	420	300	200	120	336	240
SQ. FT./PALLET	105	112.5	112.5	120	84	90
WEIGHT/PALLET	2,830 lbs.	3,040 lbs.	3,050 lbs.	3,260 lbs.	3,000 lbs.	3,230 lbs.
BANDS/PALLET	7	5	5	4	7	5
SQ. FT./BAND	15	22.5	22.5	30	12	18

\*\* By special order only.

## FINISHES

ANTIQUED	Flat face, distressed face and edges.
TEXTURED	Dimpled face.
COBBLED	Dimpled face, distressed face and edges. **
CHAMFERED	Flat face, beveled edges. (available in James River and Old Dominion Collection only).

Previous spread: Finish: Chamfered; Color: Richmond

\* Available in 6" x 9" textured only.







# KINGSLAND

*Design driveways, paths, and patios with this elegant choice.*



Adding texture and shape to your outdoor living areas results in a rich, elegant look. The traditional look of KingsLand pavers lets you use your imagination to create a place where timeless beauty mixes with durability.





Finish: Antiqued; Color: James River



Finish: Traditional; Color: Jefferson



Finish: Traditional; Color: Blue Ridge



Finish: Traditional; Color: Jefferson



Finish: Traditional; Color: Jefferson



# KINGSLAND

*Take a step away from the ordinary with KingsLand.*

*Its random pattern gives a fresh appearance to driveways, patios and walkways. Various sizes of pavers add to the charm and unique look.*

Matching the original materials of your project creates a more harmonious look, while contrasting colors can create dynamic curb appeal. Consider mixing finishes as well to give a more custom look.

## COLORS



James River

Blue Ridge

## OLD DOMINION COLLECTION WITH PERMAVISION™



Jefferson

Richmond

Shenandoah

Bull Run

Visit our website, or go to page 54 to view larger photos and finishes of our paver colors.

## SPECIFICATIONS

### KingsLand 3-Piece Modular System

DIMENSIONS	3" x 6" x 2 <sup>3</sup> / <sub>8</sub> "    6" x 6" x 2 <sup>3</sup> / <sub>8</sub> "    6" x 9" x 2 <sup>3</sup> / <sub>8</sub> " (3-Piece Modular)
RATIO/PALLET	160 pieces of each size per cube
SQ. FT./PALLET	120
WEIGHT/PALLET	3,220 lbs.



TRADITIONAL FINISH

## FINISHES

ANTIQUED	Flat face, distressed face and edges.
TRADITIONAL	Very slight dimpling, rounded edge.

**Previous spread:** Finish: Traditional; Color: Jefferson







# GRANDCAY

*Random patterns and rustic finishes create a look of understated elegance.*



Hit a new level of sophistication with GrandCay. From dimpled to distressed, this paver brings both style and snap to poolsides, patios, walkways, and more. The 5-piece modular system allows your sense of fashion to take flight in colors ranging from warm Richmond to cool Blue Ridge.





Finish: Textured; Color: Shenandoah



Finish: Cobbled; Color: Blue Ridge



Finish: Cobbled; Color: James River



Finish: Cobbled; Color: James River



Finish: Cobbled; Color: James River



Finish: Textured; Color: Shenandoah



# GRANDCAY

*The modular system of GrandCay pavers lends itself well to both small patios and large pool surrounds. Using a random look and a rustic finish, these pavers are just the thing to make a spectacular design statement.*

If you want an intimate feeling for a conversation area, smaller stones might do the trick. A bolder statement for a more expansive space can be achieved with larger stones and contrasting colors. Adding steps and patterns put a crowning touch to the design.

## COLORS



James River



Blue Ridge

## OLD DOMINION COLLECTION WITH PERMAVISION™



Jefferson



Richmond



Shenandoah



Bull Run

Visit our website, or go to page 54 to view larger photos and finishes of our paver colors.

## SPECIFICATIONS

### GrandCay 5-Piece Modular System

DIMENSIONS	3" x 6" x 2 <sup>3</sup> / <sub>8</sub> "	6" x 6" x 2 <sup>3</sup> / <sub>8</sub> "	6" x 9" x 2 <sup>3</sup> / <sub>8</sub> "	6" x 12" x 2 <sup>3</sup> / <sub>8</sub> "	12" x 12" x 2 <sup>3</sup> / <sub>8</sub> " (5-Piece Modular)
RATIO/PALLET	3" x 6" – 120 pcs. (12.5%)	6" x 6" – 60 pcs. (12.5%)	6" x 9" – 84 pcs. (27%)	6" x 12" – 60 pcs. (25%)	12" x 12" – 24 pcs. (21%)
SQ. FT./PALLET	115.5				
WEIGHT/PALLET	3,120 lbs.				

## FINISHES

COBBLED	Dimpled face, distressed face and edges.
TEXTURED	Dimpled face.

Previous spread: Finish: Cobbled; Color: Bull Run





# EPICSTONE

*With a dimpled and distressed face and edges, EpicStone is bold and unexpected. Its strength and durability make it the stone of choice for a powerful statement on a walkway, patio, or driveway.*

## SPECIFICATIONS

### EpicStone 3-Piece Modular System

DIMENSIONS	5" x 9" x 3 <sup>1</sup> / <sub>8</sub> "	9" x 9" x 3 <sup>1</sup> / <sub>8</sub> "	9" x 14" x 3 <sup>1</sup> / <sub>8</sub> " (3-Piece Modular)
RATIO/PALLET	5" x 9" – 80 pcs. (45%)	9" x 9" – 48 pcs. (27.5%)	9" x 14" – 48 pcs. (27.5%)
SQ. FT./PALLET	101.25		
WEIGHT/PALLET	3,435 lbs.		

EpicStone is available by special order only.

## FINISHES

COBBLED | Dimpled face, distressed face and edges.



Top: Color: Bull Run





# ESSEX™ STONE

*Organic shapes and texture make Essex™ Stone a perfect fit for natural looking patios, walkways, edging, or stepping stones. This revolutionary product is now the popular choice for both do-it-yourselfers and professionals.*

## SPECIFICATIONS

	Essex™ Stone
DIMENSIONS	3 Pieces, 2" thickness
PIECES/PALLET	154
RATIO/PALLET	12" – 70 pcs. (48%), 18" – 42 pcs. (26%), 22" – 42 pcs. (26%)
SQ. FT./PALLET	126.5
WEIGHT/PALLET	2,960 lbs.

## COLOR



## AVAILABLE SHAPES

12"



18"



22"



## PATENTED Xeristone® TECHNOLOGY

This innovative technology uses multi-patented mathematical combination and shape systems that enable any combination of Essex™ Stone products to fit together alone or in any combination of sizes. Each edge is designed to create a unique and seamless hardscape every time. See page 58 for complete installation instructions.

Top: Color: Jefferson





# COPINGSTONE

*Each CopingStone has a “bull-nose” that offers a practical solution to sharp edges and rough corners that gives a final polish to your design. Plus a variety of colors mean you can match almost any of our pavers.*

## SPECIFICATIONS

	CopingStone
DIMENSIONS	9" x 12" x 2 <sup>3</sup> / <sub>8</sub> "
PIECES/PALLET	108
SQ. FT./PALLET	81
WEIGHT/PALLET	2,220 lbs.
BANDS/PALLET	3
SQ. FT./BAND	27

## COLORS



## OLD DOMINION COLLECTION WITH PERMAVISION™



Visit our website, or go to page 54 to view larger photos and finishes of our paver colors.

Top: Color: Sahara





# CIRCLESTONE

*From the edge of a seashell to the canopy of a tree, curves reflect nature at its best. CircleStone pavers allow you to bring the softness of nature into your own world. No matter which way you choose to use it, you'll find our CircleStone kit makes it easy to create a personalized look.*

## SPECIFICATIONS

CircleStone	
DIMENSIONS	9.35' diameter x 2 <sup>3/8</sup> " thick
SQ. FT./PALLET	76.25
WEIGHT/PALLET	2,130 lbs.

## FINISHES

ANTIQUED	Flat face, distressed face and edges.
COBBLED	Dimpled face, distressed face and edges.**
TEXTURED	Dimpled face.

\*\*By special order only.

Top: Color: James River

## COLORS



James River



Blue Ridge



Chesapeake

## OLD DOMINION COLLECTION WITH PERMAVISION™



Jefferson



Richmond



Shenandoah



Bull Run

Visit our website, or go to page 54 to view larger photos and finishes of our paver colors.



# CHATHAM STONE

*Enjoy the look and feel of vintage cut  
flagstone on a grand scale.*



Create a natural, textured look with the simple elegance of Chatham Stone. Its textured 3-piece combo brings style and charm to patios, walkways, and poolsides. This paver has a simple sophistication that is certain to be the perfect addition to any home.





Color: Jefferson



Color: Jefferson

*Use Chatham Stone to give your outdoor living area a classic and contemporary look. The strength and durability of this paver make it a perfect fit for any patio or poolside.*

This versatile 3-piece combination allows for ample design flexibility, making installation simple for homeowners and contractors alike.

**OLD DOMINION COLLECTION WITH PERMAVISION™**



Jefferson



Richmond

Visit our website, or go to page 54 to view larger photos and finishes of our paver colors.

**SPECIFICATIONS**

**Chatham Stone**

DIMENSIONS	13" x 20"	13" x 13"	13" x 7"	60mm
RATIO/PALLET	13" x 20" – 24 pcs.	13" x 13" – 48 pcs.	13" x 7" – 48 pcs.	
SQ. FT./PALLET	130			
WEIGHT/PALLET	3,420 lbs.			

**Opposite page:** Color: Jefferson







# PERMEABLE PAVERS

 GREENSCAPES COLLECTION



Our Greenscapes products work to control shoreline erosion, manage stormwater, channel water, and filter roadway contaminants. These permeable pavers enable you to protect your environment while maintaining your design aesthetic.



# EcoBay

 GREENSCAPES PAVER



The EcoBay permeable paver fits any design with its traditional shape. The benefit of this paver is more than its good looks. The innovative properties of this permeable system work to improve the quality of our water and reduce the negative effects of stormwater runoff.





Color: James River

*EcoBay permeable pavers are designed to allow you to smartly maintain and manage the natural ecology of an outdoor space by controlling non-point-source pollution and erosion caused by runoff. EcoBay permeable pavers provide effective storm water management by naturally filtering contaminants, facilitating replenishment of the water table or allowing rainwater to be harvested.*

#### SPECIFICATIONS

	EcoBay Permeable
<b>DIMENSIONS</b>	
Whole Paver	3.125" x 5.5" x 11"
Half Paver	3.125" x 5.5" x 5.5"
PIECES/PALLET	224 Whole / 56 Half
SQ. FT./PALLET	88
WEIGHT/PALLET	3,130 lbs.
LAYER/PALLET	8
SQ. FT./LAYER	11

#### FINISHES

- CHAMFERED | Flat face, beveled edges.
- ANTIQUED | Flat face, distressed face and edges.

EcoBay is available by special order only.



Opposite Page: Color: James River





# SF RIMA™

## GREENSCAPES PAVER

*Used correctly, our SF Rima™ paver will help control water runoff, decrease the impenetrable surface area of parking lots and driveways, refresh the aquifer, and ecologically manage roadway contaminants such as oil and antifreeze. In addition, SF Rima™ is a durable paver that can withstand heavy traffic, so it is an excellent choice for large commercial and industrial projects.*

### SPECIFICATIONS

	SF Rima™
DIMENSIONS	8 <sup>1/4"</sup> x 8 <sup>1/4"</sup> x 3 <sup>1/8"</sup>
PIECES/PALLET	216
SQ. FT./PALLET	102
WEIGHT/PALLET	3,530 lbs.
BANDS/PALLET	6
SQ. FT./BAND	17

### FINISHES

CHAMFERED	Flat face, beveled edges.
TEXTURED	Dimpled face.



SF Rima™ is available by special order only.





# TURFSTONE

## GREENSCAPES PAVER

*The TurfStone system allows rainwater to filter through in a slow, even way, resulting in the remediation and stabilization of soil erosion. And because the unique design allows greenery to grow through the system, this product works well in areas where the look of nature needs to be preserved. It is also an ideal solution for providing a structural path for vehicles.*

### SPECIFICATIONS

	TurfStone
DIMENSIONS	16" x 24" x 3 1/8"
PIECES/PALLET	50
SQ. FT./PALLET	130
WEIGHT/PALLET	2,900 lbs.

### COLOR



Natural Gray





# COMMERCIAL DESIGN

## GREENSCAPES APPLICATION

*Multifunctional site design, green space, streetscapes and architecture for detention, retention, filtration, and reuse of urban runoff to address flooding, water quality, and restoration of vital ecosystem services necessary to protect the integrity of receiving waters.*

### PICP OFFERINGS

- SF Rima™
- EcoBay

### SYSTEM DESIGN OFFERING

- Q1
- Q2
- Q2 w/Contributing Area (2 to 1)
- Q10 for Quantity

### EAGLE BAY PICP KEY BENEFITS

- Runoff Reduction
- Volume Control
- Infiltration
- Channel Protection
- Captures First Flush
- Quantity Designs
- Quality Designs

### KEY BENEFITS (CONT.)

- Recharging of the Bio Aquifer
- 2 to 1 Ratio CDA Designs
- Detention
- Retention
- Pre-Treatment for:
  - Q10 Designs
  - Sized for Complete Site



# USE EAGLE BAY PRODUCTS TO EARN LEED POINTS

*Those who desire an opportunity for certification via the Green Building Rating System™ may use a variety of Eagle Bay products to help their projects qualify.*

## MR Credit 4.1

### *Recycled Content (1 point)*

Use materials with recycled content such that the sum of post-consumer recycled content plus half of the pre-consumer content constitutes 10% of total value of the materials in the project.

## MR Credit 4.2

### *Recycled Content (Credit 4.1, plus 1 point)*

20% (post-consumer and ½ pre-consumer).

## MR Credit 5.1

### *Regional Materials (1 point)*

Use building materials or products that have been extracted, harvested, or recovered, as well as manufactured within 500 miles of the project site for a minimum of 10% of the cost.

## MR Credit 5.2

### *Regional Materials (Credit 5.1, plus 1 point)*

20% extracted, processed, and manufactured regionally.

## SS Credit 6.1

### *Stormwater Design: Quality Control (1 point)*

Stormwater management of a building site where the existing impervious area is greater than 50% and the runoff rate and quantity is reduced by at least 25%. Eagle Bay permeable concrete paving stone systems can reduce runoff to zero for the most frequent storms.

## SS Credit 6.2

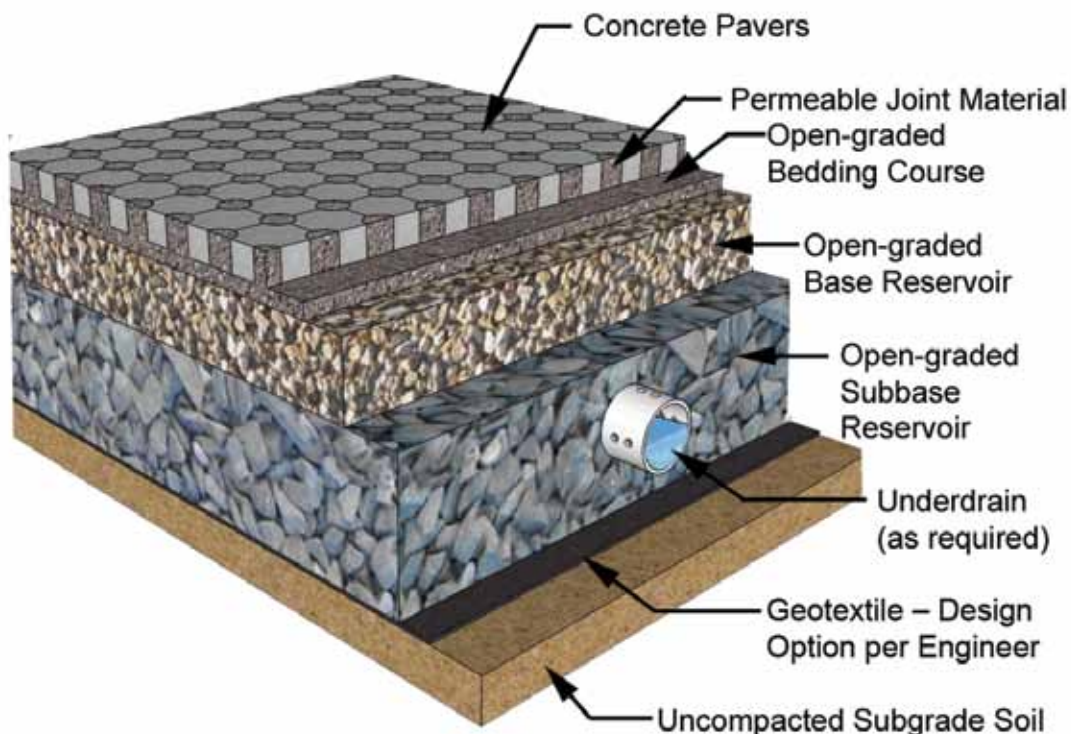
### *Stormwater Design: Quality Control (1 point)*

A treatment system designed to remove 80% of the average annual post-development Total Suspended Solids (TSS) and 40% of the average annual post-development Total Phosphorus (TP).

## SS Credit 7

### *Heat Island Effect (1 point)*

Nonroof landscape and exterior designs that reduce heat island effect would entail the use of light colored/high albedo materials with a reflectance of at least .3 for 30% of the site's nonroof impervious surfaces, i.e., pavements. Manufacturing permeable concrete paving stones in light or natural colors that can register an albedo of at least .3 will meet this requirement.








# WALLS

*With Eagle Bay retaining walls and freestanding walls, you can add structure, define a boundary, or create an environmentally sound barrier. Our blocks are developed with strength, beauty, and durability in mind, so you can use them with confidence in both residential and commercial applications.*

Check out more photos on your smartphone.



Get the free mobile app at <http://gettag.mobi>

HIGHLAND STONE®

DUBLIN™

DIAMOND®

DIAMOND PRO®

LANDMARK®

VERTICA®

ASPEN STONE®













# HIGHLAND STONE<sup>®</sup>

RETAINING & FREESTANDING WALL SYSTEM



All over New England you'll find rough rock walls that are used to define property lines. Now you can have that classic feel of handcrafted workmanship with our Highland Stone<sup>®</sup> wall products. The variety of size and shape make every wall or terrace a masterpiece destined to become its own classic.





Color: James River



Color: James River



Color: Bull Run



Color: Jefferson



3" LARGE



6" LARGE



3" MEDIUM



6" MEDIUM



3" SMALL



6" SMALL



# HIGHLAND STONE®

## RETAINING WALL SYSTEM

*A Highland Stone® retaining wall is the right choice when you want to blend strength with beauty. And no two stones are exactly alike, which adds to the natural texture and feeling of the great outdoors.*

Retaining walls get a new lease on life with the color choices and distinctive textures of Highland Stone® products. A look like this can elevate your design and create a lasting impression.

### COLORS



James River



Blue Ridge



Chesapeake

### OLD DOMINION COLLECTION



Jefferson



Shenandoah



Richmond



Bull Run

Visit our website, or go to page 60 to view larger photos of our wall colors.

### SPECIFICATIONS

#### Highland Stone® Retaining Wall System

	Large	Medium	Small	Large	Medium	Small
DIMENSIONS	6" x 18" x 12"	6" x 12" x 12"	6" x 6" x 12"	3" x 18" x 11 <sup>1/2</sup> "	3" x 12" x 11 <sup>1/2</sup> "	3" x 6" x 11 <sup>1/2</sup> "
SQ. FT./PIECE	.75	.50	.25	.375	.25	.125
WEIGHT/PIECE	80 lbs.	60 lbs.	30 lbs.	43 lbs.	29 lbs.	14 lbs.
QTY./PALLET	16	16	16	32	32	32
WEIGHT/PALLET	2,780 lbs.*	.....		2,820 lbs.*	.....	
SQ. FT./PALLET	24*	.....		24*	.....	

\*Equal amount of each size palletized together.



Previous spread: Highland Stone® Retaining Wall System; Color: James River





Color: Bull Run



Color: James River



Color: Shenandoah



Color: James River



Color: Bull Run



3" LARGE



3" MEDIUM



3" SMALL



6" LARGE



6" MEDIUM



6" SMALL



6" COLUMN UNIT



# HIGHLAND STONE®

## FREESTANDING WALL SYSTEM

*When your design calls for a handcrafted look to complement the surroundings, the Highland Stone® freestanding wall system works well. Each piece features a slightly rough finish to give a natural feeling.*

Gorgeous surroundings call for a look that's equally stunning. The rough-hewn finish of Highland Stone® products can blend into natural settings with style and substance.

### COLORS



James River



Blue Ridge



Chesapeake

### OLD DOMINION COLLECTION



Jefferson



Shenandoah



Richmond



Bull Run

Visit our website, or go to page 60 to view larger photos of our wall colors.

### SPECIFICATIONS

#### Highland Stone® Freestanding Wall System

	Large	Medium	Small	Large	Medium	Small	Column Unit
DIMENSIONS	6" x 18" x 9"	6" x 12" x 9"	6" x 6" x 9"	3" x 18" x 9"	3" x 12" x 9"	3" x 6" x 9"	6" x 18" x 9"
SQ. FT./PIECE	.71	.46	.21	.35	.23	.10	.75
WEIGHT/PIECE	72 lbs.	47 lbs.	21 lbs.	36 lbs.	23 lbs.	10 lbs.	76 lbs.
QTY./PALLET	20	20	20	40	40	40	40
WEIGHT/PALLET	2,860 lbs.*			2,860 lbs.*			3,110 lbs.
SQ. FT./PALLET	27*			27*			30

\*Equal amount of each size palletized together.



# HIGHLAND STONE®

## FIRE PIT KIT

*This pre-packaged Fire Pit Kit will dramatically impact your outdoor living area right away. It can be used for wood burning fires or fitted for natural gas and propane. It is conveniently shipped on one pallet in two of our most popular colors, James River and Jefferson.*

### COLORS



James River  
(w/brown cap)



Jefferson  
(w/grey cap)

Optional 2-piece steel ring shown on website.

View more installation details along with time-lapse video on our website.



Color: James River



Color: Jefferson

### SPECIFICATIONS

	Highland Stone® Fire Pit Kit
DIAMETER	Inside: 45" Outside: 67"
HEIGHT	23 1/4" (with coping)
BLOCK DIMENSIONS	3" x 12" x 9" (72 each) 3" x 6" x 9" (86 each)
WEIGHT/PALLET	1,900 lbs.





# HIGHLAND STONE®

## ACCESSORIES

COLUMN UNIT

XL CAP

MAILBOX KIT



**Column Kit**

DIMENSIONS	27"sq x 60"
SQ. FT./PIECE	.75
WEIGHT/PIECE	76 lbs.
QTY./PALLET	40
WEIGHT/PALLET	3,110 lbs.
SQ. FT./PALLET	30



**XL Cap**

DIMENSIONS	3" x 18" x 13"
SQ. FT./PIECE	.31
WEIGHT/PIECE	46 lbs.
QTY./PALLET	72
WEIGHT/PALLET	3,380 lbs.
SQ. FT./PALLET	22.32



**Mailbox Kit**

DIMENSIONS	27"sq x 64 <sup>1/2</sup> "
QTY./PALLET	1
WEIGHT/PIECE	3,410 lbs.



James River



Jefferson



# DUBLIN™

FREESTANDING WALL SYSTEM



Dublin™ provides an entirely new look for patio and seating wall products. The look of the Dublin™ wall was designed to mimic the centuries-old boundary walls found throughout Dublin, Ireland. Use your imagination in bringing some old-world charm to your next project.





Dublin™; Color: Tan



Dublin™; Color: Tan

*The beauty of the Dublin™ wall goes further than its “smooth-tumbled” appearance. Having only one unit size, the Dublin™ wall is a homeowner’s dream for easy installation.*

The same unit is used for the wall, columns, and caps, making estimating and assembly a snap! And weighing in at under 15 lbs. each, handling the units during installation is simple.

**COLORS**



Tan



Grey

Visit our website, or go to page 60 to view larger photos of our wall colors.

**SPECIFICATIONS**

	Dublin™
DIMENSIONS	4" x 8" x 12"
SQ. FT./PIECE	.31
WEIGHT/PIECE	28 lbs.
QTY./PALLET	132
WEIGHT/PALLET	3,750 lbs.
SQ. FT./PALLET	43.56



# DIAMOND® 10D

RETAINING WALL SYSTEM



The clean, classic lines of Diamond® products can make your project come alive. A rear-lip locator invented by Anchor™ allows your imagination to take flight as you work on walls, terraces, and grades. Choose a straight edge or a curved design with this flexible block.





Diamond® 10D; Color: James River



Diamond® 10D; Color: Blue Ridge

*If you're searching for a block that allows versatility in your design, the Diamond® 10D retaining wall system is a perfect choice. The rear-lip locator invented by Anchor™ provides design freedom as well as stability in residential or commercial applications.*

Adding curves to a wall with Diamond® 10D block can give a designer look to a large space. The rear-lip locator along with the tapered nature makes working with curves and tiered structures simpler than ever before.

**COLORS**



James River



Blue Ridge



Chesapeake

**OLD DOMINION COLLECTION**



Jefferson



Shenandoah



Richmond



Bull Run

Visit our website, or go to page 60 to view larger photos of our wall colors.

**SPECIFICATIONS**

	Diamond® 10D
DIMENSIONS	6" x 17 <sup>1</sup> / <sub>4</sub> " x 10"
SQ. FT./PIECE	.72
WEIGHT/PIECE	53 lbs.
QTY./PALLET	60
WEIGHT/PALLET	3,230 lbs.
SQ. FT./PALLET	43.2



**DIAMOND® 10D  
WALL SYSTEM**



Opposite Page: Color: Sahara



# DIAMOND PRO<sup>®</sup>

RETAINING WALL SYSTEM



The best among us often become legends. Known to be strong, solid performers, this family of blocks is one of the most specified retaining wall systems for commercial applications.





Diamond Pro® Straight; Color: Blue Ridge



Diamond Pro Stone Cut®; Color: James River

*Just because you're working  
with a large expanse doesn't  
mean you have to sacrifice looks.  
Diamond Pro® blocks feature  
strength, flexibility, and  
colors to make every project  
look this good.*

With its proven performance and legendary strength, Diamond Pro® is one of the most-specified retaining wall systems for commercial applications. Architects and engineers worldwide rely on Diamond Pro® as a system that works for them. Whether your need is for a 3-foot high elevated patio or a 33-foot high critical structure, it'll work for you, too. Diamond Pro® is a classic retaining wall block with a history of performance behind it.

**COLOR**



James River

Visit our website, or go to page 60 to view larger photos of our wall colors.

**SPECIFICATIONS**

	Diamond Pro® Straight	Diamond Pro Stone Cut® **
DIMENSIONS	8" x 18" x 12"	8" x 18" x 12"
SQ. FT./PIECE	1.00	1.00
WEIGHT/PIECE	74 lbs.	74 lbs.
QTY./PALLET	45	45
WEIGHT/PALLET	3,390 lbs.	3,380 lbs.
SQ. FT./PALLET	45	45

\*\* Special order only



**DIAMOND PRO® WALL SYSTEM  
STRAIGHT FACE**



**DIAMOND PRO STONE CUT®  
WALL SYSTEM**



Opposite Page: Color: James River





# LANDMARK®

*The Landmark® retaining wall system was specifically designed to meet the rigorous standards of the transportation industry, which does not permit the use of most traditional retaining wall systems. This high-performance wall system has been approved for highway use by Maryland and Virginia.*

## SPECIFICATIONS

	Landmark® Tapered Full	Landmark® Half High	Landmark® Foundation
DIMENSIONS	15" x 8" x 11 <sup>7/8</sup> "	7 <sup>1/2</sup> " x 8" x 12 <sup>3/16</sup> "	7 <sup>1/2</sup> " x 8" x 11 <sup>3/4</sup> "
SQ. FT./PIECE	.83	.415	.415
WEIGHT/PIECE	80 lbs.	50 lbs.	48 lbs.
QTY./PALLET	45	64	64
WEIGHT/PALLET	3,720 lbs.	3,360 lbs.	3,160 lbs.
SQ. FT./PALLET	37.35	26.56	26.56



LANDMARK® TAPERED FULL



LANDMARK® HALF HIGH



LANDMARK® FOUNDATION

Landmark® is available by special order only.





# VERTICA®

*Big jobs call for big performance. That's why you need to specify this block for large-scale projects and your tallest walls. With Vertica® products, you can count on a solid structure each and every time.*

## SPECIFICATIONS

	Vertica® Straight
DIMENSIONS	8" x 18" x 12"
SQ. FT./PIECE	1.00
WEIGHT/PIECE	87.5 lbs.
QTY./PALLET	45
WEIGHT/PALLET	3,940 lbs.
SQ. FT./PALLET	45

Vertica® is available by special order only.

## ANCHORPLEX™ RETAINING WALL SYSTEM

If there isn't enough space to construct a conventional retaining wall with geosynthetic reinforcement, or if poor in-fill soils are your challenge, the Anchorplex™ Retaining Wall System can be an effective option. It is a cost-effective, nonconventional retaining wall system that offers unique solutions to difficult site problems. Excavating costs can be dramatically reduced and excavation depth can be minimized to preserve property.



VERTICA® WALL SYSTEM  
STRAIGHT FACE





# ASPEN STONE®

## RETAINING WALL SYSTEM

*Small projects deserve a beautiful finish too. With a rough look, rounded corners, a variety of colors, and a manageable weight, Aspen Stone® blocks are the perfect choice for smaller spaces such as patio or garden walls. Even do-it-yourselfers can put together a wall project that has a big impact.*

### COLORS



James River



Blue Ridge



Chesapeake



Crimson

Visit our website, or go to page 60 to view larger photos of our wall colors.

### SPECIFICATIONS

#### Aspen Stone® Wall System

DIMENSIONS	4" x 12" x 7"
SQ. FT./PIECE	.33
WEIGHT/PIECE	22 lbs.
QTY./PALLET	100
WEIGHT/PALLET	2,280 lbs.
SQ. FT./PALLET	33







Color: Chesapeake

# ASPEN STONE®

## FIRE PIT KIT

*Our new, easy-to-build Fire Pit Kit creates the perfect setting to enjoy a cool evening or a crisp fall day. Everything you'll need to build a beautiful freestanding fire pit is included, and it only takes an afternoon. With an Aspen Stone® Fire Pit Kit, your family can be relaxing beside a cozy fire in no time.*

### COLORS



James River



Chesapeake



Fire Pit Kit includes blocks, fire pit bowl, log support grill, spark screen, and spark screen tool.

### SPECIFICATIONS

#### Aspen Stone® Fire Kit

FINISH	Rough-hewn
BLOCK DIMENSIONS	4" x 12" x 7"
FINISHED SIZE	diameter: outside 43" inside 28" x 20" high
WEIGHT/PALLET	1,450 lbs.



# PAVER DETAILS

## SOLID COLORS



**SLATE**



**SAHARA**

## BLENDED COLORS



**BLUE RIDGE**



**CHESAPEAKE**



**JAMES RIVER**



**COLONIAL COLLECTION w/PERMAVISION™**



**CRIMSON**

## FINISHES



**CHAMFERED**



**ANTIQUED**



**TEXTURED**



**COBBLED**



**OLD DOMINION COLLECTION** WITH PERMAVISION™

PermaVision™ is a protective layer that ensures lasting color, minimizes stone particles, is abrasion resistant, and provides a smoother surface.



**JEFFERSON**



**RICHMOND**



**SHENANDOAH**




**BULL RUN**




# PAVER PATTERNS

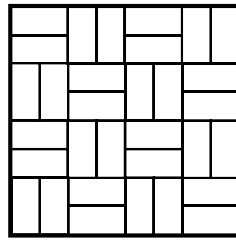
## BRIKSTONE




90° Herringbone



45° Herringbone




Basketweave




Running Bond


## COTTAGESTONE



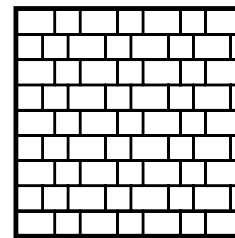
90° Herringbone  
(6" x 9" only)




90° Mod. Herringbone  
(25% 6" x 6" + 75%  
6" x 9")



Running Bond  
(6" x 9" only)

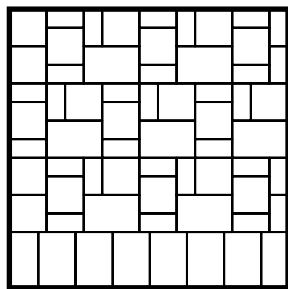


Running Bond  
(40% 6" x 6" + 60%  
6" x 9")



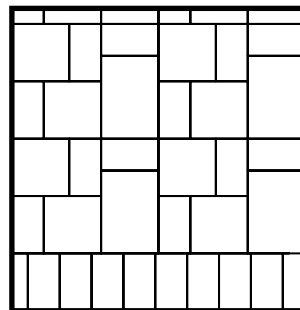
I-Pattern  
(25% 6" x 6" + 75%  
6" x 9")

## KINGSLAND



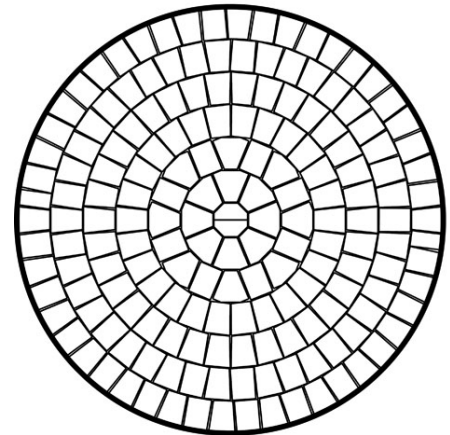
Random\*

## EPICSTONE



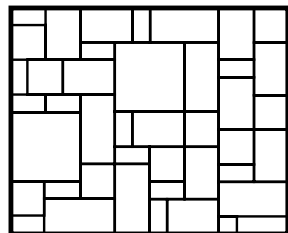
Random\*

## CIRCLESTONE



9.35' Diameter

## GRANDCAY



Random\*

\*Eagle Bay patterns are intended as a guide for preliminary pattern design only. It is the Designer or Contractor's responsibility to verify and calculate the unit sizes and package quantities necessary to successfully execute their installation. Random is NOT a set pattern.

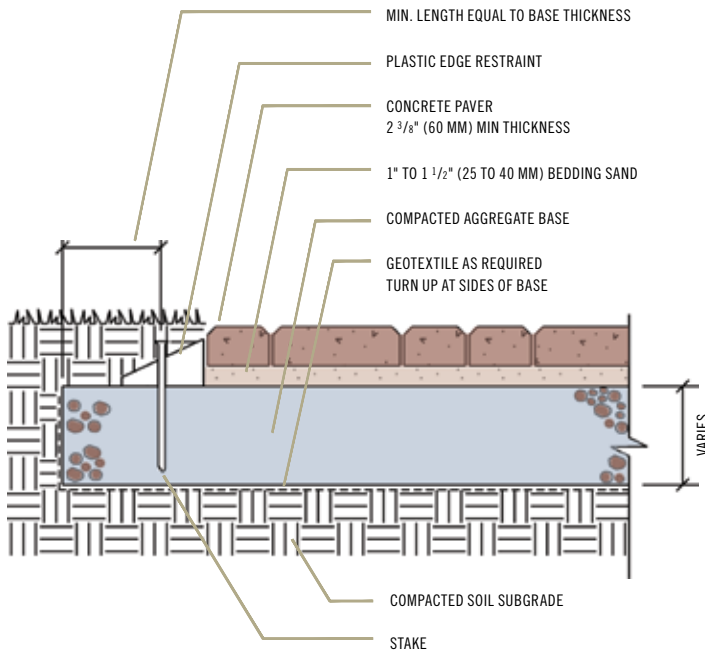
Visit [www.eaglebayusa.com](http://www.eaglebayusa.com) for more information and installation instructions.



# PAVER INSTALLATION INSTRUCTIONS

## HOW TO INSTALL A PATIO USING CONCRETE PAVERS

IF YOU WANT TO EXPAND YOUR INDOOR ROOMS TO THE GREAT OUTDOORS — where you can enjoy space to dine, entertain, or just relax, consider installing a patio. Anyone can install a patio, but because there is lifting, hauling, digging, and cutting involved, it is important to wear work gloves, knee pads, a back support belt, safety glasses, and ear plugs as well as to practice proper lifting techniques.



NOTE: THICKNESS OF AGGREGATE BASE WILL VARY WITH SUBGRADE CONDITIONS AND CLIMATE. COLDER CLIMATES MAY REQUIRE THICKER BASES.

NOTE: Eagle Bay pavers with dimpled or textured surfaces—EpicStone, GrandCay, CircleStone, SF Rima™, CottageStone and Essex™ Stone—have high and low points on the surface which lend a more naturally aesthetic appeal to the pavers. However, pavers with textured surfaces are susceptible to surface scuffing when being compacted in place with plate compactors. Therefore, these paver types should always be compacted with plate compactors that incorporate a protective mat or other medium between the plate compactor and the surface of Eagle Bay pavers. This system will help to ensure that paver surface scuffing is kept to a minimum. These protective mediums include: rubber matting, thin carpet, Mirafix 500X, or cardboard. Manufacturers of plate compactors are able to recommend other products that can be used for this purpose. For further information on interlocking concrete paver details, technical information and recommended construction practices, visit ICPI (Interlocking Concrete Pavement Institute) at [www.icpi.org](http://www.icpi.org).

Efflorescence is a whitish, powder-like deposit, which can appear on the surface of concrete pavers. When cement hydrates, a significant amount of calcium hydroxide is formed. A reaction occurs between the calcium hydroxide and carbon dioxide (from the air) to form water insoluble calcium carbonate, then called efflorescence. Efflorescence does not affect the structural performance or durability of concrete pavers. Eagle Bay includes admixtures in their concrete pavers to help minimize efflorescence, but efflorescence is a natural occurrence in all concrete products. Eagle Bay does not warrant concrete pavers that it manufactures against the appearance of efflorescence. Efflorescence may appear immediately or within months following installation. It may remain for months and some of it may wear away. Deposits may be removed from the concrete paver surface by using proprietary efflorescence removers. Before purchasing or applying any chemicals to remove deposits, please consult with a chemical company which specializes in efflorescence removal chemicals.

GUIDELINES FOR USING DEICING CHEMICALS ON UNIT PAVERS: The following guidelines can help limit the exposure of deicing chemicals while maintaining a safe environment:

- Limit the use of deicing chemicals by combining them with a traction aid such as sand.
- Do not over apply deicing chemicals; follow the recommended dosage.
- Do not use deicing chemicals in place of snow removal, but reserve them for melting ice formed by freezing precipitation or freezing snow melt.
- When using magnesium-based deicing chemicals, ensure the pavement is thoroughly washed in the spring as these deicers will continue to chemically degrade all types of concrete pavement throughout the year.
- Protect vegetation and metal from contact with deicing chemicals as most can impair vegetation and corrode metals.

In addition, use ICPI recommended sand jointing materials to minimize water penetration into the pavers. This will also help keep salts from entering and accumulating in the jointing and bedding sand that can eventually degrade the pavers. ICPI also recommends adequate pavement slopes (typically a minimum of 2%) to facilitate surface water drainage and to help remove deicing materials. While not essential, reduction of water entering jointing sand can be further enhanced with joint sand stabilization materials and/or sealers.

## DESIGNING AND INSTALLING YOUR OWN PATIO CAN BE COMPLETED IN FOUR STEPS:

- Paver Selection
  - Site Analysis and Preparation
  - Project Estimation
  - Layout and Installation
1. Determine the area to be paved and how much material will be needed. Choose paver shape and pattern. Estimate quantity for paved area.
  2. Have utilities marked and excavate area to be paved. The heavier the surface load, the deeper the base excavation. Be sure you have plans for relocating the soil and sod. Compact exposed base area.
  3. Install geotextile and base aggregates. Turn cloth up at sides of base. Place aggregates over cloth to required depth and compact to 95% solid. Set posts and stringlines for final base grades and finished paver elevations.
  4. Install C-33 concrete bedding sand and screed smooth for setting pavers to finished elevation. Allow 1/4" high for paver settling during placement.
  5. Place pavers on screeded sand setting bed. Use stringlines to keep pattern straight. Set hand-tight joints. Cut pavers in areas as needed to complete pattern.
  6. Set plastic edging tight against all exposed paver edges and spike firmly every 24" for walkways and 12" for driveways and curves. Edging works best if set on an aggregate base after trimming sand, setting bed flush with outside edge of pavers.
  7. Sweep dry C-33 concrete sand or other selected joint material into all joints, and compact to complete interlock process. Refill to desired level after early weathering. Sweep up, clean up, and enjoy your new paver installation.



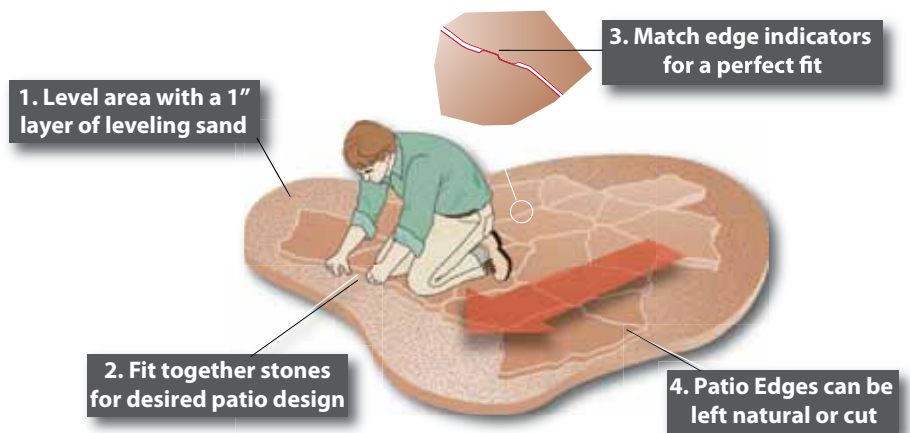
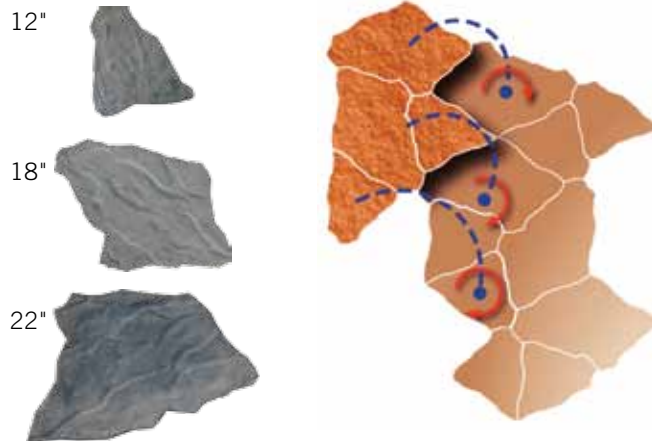
# ESSEX™ STONE INSTALLATION INSTRUCTIONS

## HOW TO INSTALL AN OUTDOOR HARDSCAPE USING ESSEX™ STONE

**ESSEX™ STONE IS THE BEST CHOICE WHEN YOU WANT A NATURAL LOOK** — Essex™ Stone products are manufactured for pedestrian applications only. Many of the installation procedures are similar to those of segmental paver systems.

1. Lay out desired shape and size of the project and excavate to a depth of 7". Be sure to include an overcut of 4" on all sides of the walkway or patio. This will give the edge restraint support to ensure a secure installation.
2. Fill in excavated area with 4" (minimum) of densely graded base material; for example, #21a or crush and run are best. Wet and tamp base material in 2" lifts and compact thoroughly using a hand or vibratory plate compactor.
3. Next, level approximately 1" of bedding sand (washed concrete sand is preferred) over the compacted base using screed guide rails and a straight screed board. It is recommended to leave the sand un-compacted, and it should remain moist during installation.
4. Now it is time to lay the Essex™ Stone. Essex™ Stone includes three unique sizes that have a natural stone appearance. All pieces fit together alone or in any combination to create the look of cut stone. Place the stones down flat on the bedding sand and tap with a rubber mallet to secure. Essex™ Stone can be laid tightly together or with a gap between the stone, giving it a natural stone look.
5. After all stones are in place, cut or score and break stones to fit the desired shape. Essex™ Stone can also be left uncut, giving the appearance of a rough cut stone.
6. Install an edge restraint on all unsecured sides of the project. This process is essential in keeping the product tightly together and maintaining consistent joint widths.
7. Next, sweep in joint stabilizing sand over the Essex™ Stone. Tap on the center of each stone to assist the sand moving into place. Do not run a vibratory plate compactor over the surface of the Essex™ Stone. Continue sweeping until all voids are filled. Then remove all excess sand.
8. Finally, lightly blow off the surface of your project with a leaf blower and rinse with low pressure water from a garden hose. Be sure to follow the particular instructions when using joint stabilizers or concrete sealer products. These products can help to enhance the beauty and longevity of your Essex™ Stone project. Enjoy your new space!

**AVAILABLE SHAPES** — In three sizes that fit alone or in any combination.



**TIP:** Essex™ Stone pieces can be rough cut with a chisel. For a finer cut, a circular saw and masonry blade can be used. To chisel, mark the cut line on the top and bottom of the stone. Score each side to about 1/2" deep. Place the stone on a flat surface with the scrap piece hanging over a straight edge. Tap the scrap piece gently with a hammer to remove it.

US Patents #7,674,067, #6,881,463, #7,393,155, #D536058, #D537501 and other US and International patents pending. Manufactured under license from Riccobene Designs LLC, XeriStone® and Essex™ are trademarks of Riccobene Designs LLC. ©2010 Riccobene Masonry Co., Inc. All rights reserved.



# PAVER DATA

	FACE & FINISH OPTIONS	QUANTITY PER PALLET	SQ. FT. PER PALLET	WEIGHT PER PALLET	BANDS PER PALLET	SQ. FT. PER BAND
BRIKSTONE	Chamfered					
	4" x 8" x 2 <sup>3</sup> / <sub>8</sub> " (60mm)	540	120	3,210	6	20
	4" x 8" x 3 <sup>1</sup> / <sub>8</sub> " (80mm) **	432	96	3,400	6	16
COTTAGESTONE	Antiqued					
	4" x 8" x 2 <sup>3</sup> / <sub>8</sub> " (60mm) **	540	120	3,210	6	20
	Chamfered					
COTTAGESTONE	6" x 6" x 2 <sup>3</sup> / <sub>8</sub> " (60mm)	420	105	2,830	7	15
	6" x 9" x 2 <sup>3</sup> / <sub>8</sub> " (60mm)	300	112.5	3,040	5	22.5
	9" x 9" x 2 <sup>3</sup> / <sub>8</sub> " (60mm) **	200	112.5	3,050	5	22.5
	12" x 12" x 2 <sup>3</sup> / <sub>8</sub> " (60mm) **	120	120	3,260	4	30
	6" x 6" x 3 <sup>1</sup> / <sub>8</sub> " (80mm) **	336	84	3,000	7	12
	6" x 9" x 3 <sup>1</sup> / <sub>8</sub> " (80mm) **	240	90	3,230	5	18
	Antiqued					
	6" x 6" x 2 <sup>3</sup> / <sub>8</sub> " (60mm)	420	105	2,830	7	15
	6" x 9" x 2 <sup>3</sup> / <sub>8</sub> " (60mm)	300	112.5	3,040	5	22.5
	9" x 9" x 2 <sup>3</sup> / <sub>8</sub> " (60mm) **	200	112.5	3,050	5	22.5
	12" x 12" x 2 <sup>3</sup> / <sub>8</sub> " (60mm) **	120	120	3,260	4	30
	Textured					
	6" x 6" x 2 <sup>3</sup> / <sub>8</sub> " (60mm)	420	105	2,830	7	15
	6" x 9" x 2 <sup>3</sup> / <sub>8</sub> " (60mm)	300	112.5	3,040	5	22.5
	9" x 9" x 2 <sup>3</sup> / <sub>8</sub> " (60mm) **	200	112.5	3,050	5	22.5
	12" x 12" x 2 <sup>3</sup> / <sub>8</sub> " (60mm) **	120	120	3,260	4	30
	6" x 6" x 3 <sup>1</sup> / <sub>8</sub> " (80mm) **	336	84	3,000	7	12
	6" x 9" x 3 <sup>1</sup> / <sub>8</sub> " (80mm) **	240	90	3,230	5	18
	Cobbled **					
	6" x 6" x 2 <sup>3</sup> / <sub>8</sub> " (60mm)	420	105	2,830	7	15
	6" x 9" x 2 <sup>3</sup> / <sub>8</sub> " (60mm)	300	112.5	3,040	5	22.5
9" x 9" x 2 <sup>3</sup> / <sub>8</sub> " (60mm)	200	112.5	3,050	5	22.5	
12" x 12" x 2 <sup>3</sup> / <sub>8</sub> " (60mm)	120	120	3,260	4	30	
KINGSLAND	Traditional (60mm) - very slight texture, Antiqued (60mm)					
	3" x 6", 6" x 6", 6" x 9" x 2 <sup>3</sup> / <sub>8</sub> "	N/A	120	3,220	N/A	N/A
EPICSTONE**	Cobbled (80mm)					
	5" x 9", 9" x 9", 9" x 14" x 3 <sup>1</sup> / <sub>8</sub> "	N/A	101.25	3,435	N/A	N/A
GRANDCAY	Textured (60mm), Cobbled (60mm)					
	3" x 6", 6" x 6", 6" x 9" 6" x 12", 12" x 12" x 2 <sup>3</sup> / <sub>8</sub> "	N/A	115.5	3,120	N/A	N/A
CIRCLESTONE	Antiqued (60mm), Textured (60mm), Cobbled (60mm)					
	2 <sup>3</sup> / <sub>8</sub> " x 9.35' diameter	N/A	76.25	2,130	N/A	N/A
COPINGSTONE	Flat					
	9" x 12" x 2 <sup>3</sup> / <sub>8</sub> "	108	81	2,220	3	27
CHATHAM STONE	Natural (60mm)					
	13" x 20", 13" x 13", 13" x 7"	N/A	130	3,420	N/A	N/A
ECOBAY**	Chamfered, Antiqued					
	3 <sup>1</sup> / <sub>8</sub> x 5 <sup>1</sup> / <sub>2</sub> " x 11", 3 <sup>1</sup> / <sub>8</sub> x 5 <sup>1</sup> / <sub>2</sub> " x 5 <sup>1</sup> / <sub>2</sub> "	280	88	3,130	8	11
SF RIMA***	Flat with Chamfer, or Textured **					
	8 <sup>1</sup> / <sub>4</sub> " x 8 <sup>1</sup> / <sub>4</sub> " x 3 <sup>1</sup> / <sub>8</sub> "	216	102	3,530	6	17
TURFSTONE	Flat					
	16" x 24" x 3 <sup>1</sup> / <sub>8</sub> "	50	130	2,900	N/A	N/A
ESSEX™ STONE	Xeristone®					
	3 PC x2 (50mm)	154	126.5	2,960	N/A	N/A
ADA PAVER	Detectable Warning					
	12" x 12" x 2 <sup>3</sup> / <sub>8</sub> "	120	120	3,260	N/A	N/A
VS-5™ ECO**	Flat					
	9" x 9" x 3 <sup>1</sup> / <sub>2</sub> "	140	87	3,190	5	17.5

BRIKSTONE



COTTAGESTONE



KINGSLAND



GRANDCAY



EPICSTONE



ESSEX™ STONE



CIRCLESTONE



COPINGSTONE



CHATHAM STONE



ECOBAY



SF RIMA™



TURFSTONE



ADA PAVER



VS-5™ ECO



\*\* Available by special order only.



# WALL COLORS

## BLENDED COLORS



**JAMES RIVER**



**CHESAPEAKE**



**BLUE RIDGE**



**CRIMSON**



OLD DOMINION COLLECTION



JEFFERSON



RICHMOND



SHENANDOAH



BULL RUN



# WALL INSTALLATION INSTRUCTIONS

## HOW TO INSTALL A RETAINING WALL

**QUICK COURSE ON COURSES.** To complete your project, you will need the following hand tools: shovel, tape measure, hammer, chisel, carpenter's level, stakes, string line, garden hose, safety glasses, gloves, pencil, and square. You may also need a skid loader, compactor, wheelbarrow, and a circular cut-off saw with a masonry blade. Other requirements include a 4" diameter flexible polypropylene pipe (drain tile), a supply of sand and gravel ( $\frac{3}{4}$ " or smaller aggregate with fines) for the base, and gravel ( $\frac{3}{4}$ " free-draining aggregate without fines) to use as backfill.



FIGURE A



FIGURE B



FIGURE C



FIGURE D




FIGURE E

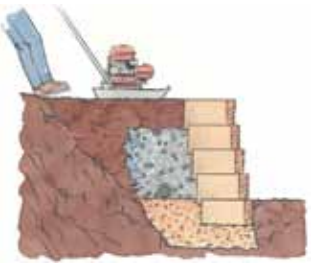


FIGURE F

1. Using a shovel or a skid loader, dig a trench about 24" wide and deep enough to fit the required amount of buried block and compacted base. For walls 4' high and under, bury one course of units. **For walls taller than 4', consult a qualified engineer for design information. Total wall height includes the height of any buried courses.**
2. Firmly compact the soil in the bottom of the trench. Lay 6" of compactible base (sand and gravel) in the bottom of the trench and compact (Fig. A).
3. Place the first layer of Anchor™ units without lips on the prepared base (lips must be manually knocked off units before placement) (Fig. B). Position the units side by side in full contact with the base. Level in both directions using your carpenter's level. Backfill with free-draining aggregate.
4. Continue assembling additional courses by placing units in a staggered relationship to the course beneath (running bond), pulling each unit forward until secure (Fig. C). NOTE: Use gravel (free-draining aggregate) to backfill each additional course as it is installed.
5. Place drain tile behind the wall at grade to allow water to drain from the backfill (Fig. D). Outlet the drain tile through the wall at every low point, or every 50' of wall length and around the ends of the wall. Backfill with free-draining gravel 12" behind the wall. Fill in the voids. Organic soil or clay-type soil is not recommended for backfill material.
6. Fill any remaining areas behind the wall with soil (Fig. E). Compact every 8". Repeat steps 4, 5, 6 until the wall reaches the desired height. For walls taller than 4', consult a qualified engineer for information concerning proper design, backfill, and geosynthetic reinforcement.
7. Firmly compact native soil behind the wall (Fig. F). Do not compact directly on top of the units.
8. You may need partial blocks. To split a block, use a hammer and chisel to score the block on all sides. Pound the chisel on the score line until the block splits. If the block does not split easily, you may need to use a circular cut-off saw with a masonry blade. Read and understand the operating manual before using a saw. Always wear eye protection when splitting blocks.

Refer to the Estimating and Installation Manual for instructions on installing freestanding walls and special applications. Copies are available at authorized Eagle Bay dealers.

NOTE: Efflorescence is a whitish powder-like deposit which, can appear on the surface of concrete retaining walls. When cement hydrates, a significant amount of calcium hydroxide is formed. A reaction occurs between the calcium hydroxide and carbon dioxide (from the air) to form water insoluble calcium carbonate, then called efflorescence. Efflorescence does not affect the structural performance or durability of concrete retaining walls. Eagle Bay includes admixtures in their concrete retaining walls to help minimize efflorescence, but efflorescence is a natural occurrence in all concrete products. Eagle Bay does not warrant concrete retaining walls that it manufactures against the appearance of efflorescence. Efflorescence may appear immediately or within months following installation. It may remain for months and some of it may wear away. Deposits may be removed from the concrete retaining wall surface by using proprietary efflorescence removers. Before purchasing or applying any chemicals to remove deposits, please consult with a chemical company which specializes in efflorescence removal chemicals.



# WALL DATA

FACE & FINISH OPTIONS		SQ. FT. PER PIECE	QUANTITY PER PALLET	SQ. FT. PER PALLET	WEIGHT PER PIECE	WEIGHT PER PALLET	
HIGHLAND STONE® FREESTANDING WALLS	Rough-hewn						
	6" x 18" x 9" }	0.71	20	14	72	} 2,860	
	6" x 12" x 9" }	0.46	20	9	47		
	6" x 6" x 9" }	0.25	20	4	21		
	HIGHLAND STONE® RETAINING WALLS	3" x 18" x 9" }	0.36	40	14	36	} 2,860
		3" x 12" x 9" }	0.23	40	9	23	
		3" x 6" x 9" }	0.10	40	4	10	
Column Kit (27" x 27" x 60" per pallet)							
	6" x 18" x 9"	0.75	40	30	76	3,110	
HIGHLAND STONE® RETAINING WALLS	Rough-hewn						
	6" x 18" x 12" **	0.75	36	27	80	2,940	
	6" x 12" x 12" }	0.75	16	12	80	} 2,780	
	6" x 6" x 12" }	0.25	16	4	30		
	3" x 18" x 11 1/2" }	0.375	32	12	43	} 2,820	
	3" x 12" x 11 1/2" }	0.25	32	8	29		
	3" x 6" x 11 1/2" }	0.125	32	4	14		
DUBLIN™	Tumbled						
	4" x 8" x 12"	0.31	132	43.56	28	3,750	
DIAMOND® RETAINING WALLS	Beveled **						
	6" x 15 1/4" x 10"	0.67	45	30.15	71	3,250	
	10D						
	6" x 17 1/4" x 10"	0.72	60	43.2	53	3,230	
DIAMOND PRO® AND DIAMOND PRO STONE CUT® RETAINING WALLS	Beveled **						
	8" x 18" x 12"	1.00	45	45	71	3,240	
	Straight						
	8" x 18" x 12"	1.00	45	45	74	3,390	
	Corner**						
	8" x 18" x 9"	1.00	20	20	102	2,110	
	Stone Cut™ **						
	8" x 18" x 12"	1.00	45	45	74	3,380	
LANDMARK® SYSTEM**	Landmark® Tapered Full						
	15" x 8" x 11 7/8"	.83	45	37.35	80	3,720	
	Landmark® Half High						
	7 1/2" x 8" x 12 1/16"	.415	64	26.56	50	3,360	
	Landmark® Foundation						
	7 1/2" x 8" x 11 3/4"	.415	64	26.56	48	3,160	
VERTICA® RETAINING WALLS**	Straight **						
	8" x 18" x 12"	1.0	45	45	87.5	3,940	
WINDSOR STONE® RETAINING WALLS**	Beveled **						
	4" x 12" x 8"	0.33	96	31.68	26	2,560	
ASPEN STONE® RETAINING WALLS	Rough-hewn						
	4" x 12" x 7"	0.33	100	33	22	2,280	
CAPS	Aspen Stone®						
	2 1/4" x 12" x 7 1/2"	0.2	144	28.8	15	2,190	
	Unicap						
	4" x 16" x 12"	0.44	60	26.4	59	3,590	
	XL™ Cap						
	3" x 18" x 13"	0.31	72	22.32	46	3,380	
	Cast Stone Column Cap (w/ hole) 29" x 29" x 4 1/2"	N/A	2	N/A	273	1,152	
Cast Stone Column Cap (w/o hole) 29" x 29" x 4 1/2"	N/A	2	N/A	273	1,152		

HIGHLAND STONE®  
FREESTANDING WALL SYSTEM



HIGHLAND STONE®  
RETAINING WALL SYSTEM



DUBLIN™



DIAMOND® 10D RETAINING  
WALL SYSTEM



DIAMOND PRO® RETAINING WALL  
STRAIGHT FACE



DIAMOND PROSTONE CUT®  
RETAINING WALL SYSTEM



VERTICA® RETAINING WALL SYSTEM



LANDMARK®  
WALL SYSTEM



ASPEN STONE®  
RETAINING WALL SYSTEM



For product images of caps, please see page 64.

\*\* Available by special order only



# WALL ACCESSORIES

## COLUMN CAPS



**CAST STONE COLUMN CAP**

DIMENSIONS 29" x 29" WEIGHT 273 lbs.

QTY./PALLET 2 COLORS White



**CAST STONE COLUMN CAP WITH HOLE**

DIMENSIONS 29" x 29" WEIGHT 273 lbs.

QTY./PALLET 2 COLORS White



**COLUMN CAP PEAKED ROCK FACE**

DIMENSIONS 32" x 32" WEIGHT 280 lbs. QTY./PALLET 2

COLORS Gray, Brown (shown), Tan



**COLUMN CAP LIGHT TOP ROCK FACE**

DIMENSIONS 32" x 32" WEIGHT 250 lbs. QTY./PALLET 2

COLORS Gray, Brown, Tan (shown)



**COLUMN CAP FLAT ROCK FACE**

DIMENSIONS 32" x 32" WEIGHT 180 lbs. QTY./PALLET 2

COLORS Gray (shown), Brown, Tan

## WALL CAPS



**UNICAP**

DIMENSIONS 4" x 16" x 12" WEIGHT 50 lbs. QTY./PALLET 60



**XL CAP**

DIMENSIONS 3" x 18" x 13" WEIGHT 44 lbs. QTY./PALLET 72



**ASPEN STONE® CAP**

DIMENSIONS 2<sup>1</sup>/<sub>4</sub>" x 12" x 7<sup>1</sup>/<sub>2</sub>" WEIGHT 13 lbs. QTY./PALLET 216

## STEPS



**LANDSCAPE STEP**

DIMENSIONS 6" x 16" x 48" WEIGHT 420 lbs. QTY./PALLET 10

COLORS Gray (shown), Brown, Tan



**AFTONSTONE TREAD\*\***

DIMENSIONS 6" x 16" x 46" WEIGHT 370 lbs. QTY./PALLET 2

COLORS Gray Range, Brown Range (shown)

## CURBSTONES, COLUMNS AND CORNERS



**CURBSTONE**

DIMENSIONS 3" x 8" x 8" WEIGHT 13 lbs. QTY./PALLET 180



**COLUMN UNIT**

DIMENSIONS 6" x 18" x 9" WEIGHT 75 lbs. QTY./PALLET 40



**CORNER UNIT**

DIMENSIONS 8" x 18" x 9" WEIGHT 101 lbs. QTY./PALLET 20

\*\* Available by special order only



# OUTDOOR ENHANCEMENT KITS

## MAILBOX KIT



Highland Stone® Mailbox Kit

DIMENSIONS	27"sq x 5'-4 1/2"
QTY/PALLET	1
WEIGHT/PIECE	3,410 lbs.

## FIRE PIT KITS



Aspen Stone® Fire Pit Kit

DIMENSIONS	diameter: outside 43" inside 28" x 20" high
BLOCK DIMENSIONS	4" x 12" x 7"
WEIGHT/PIECE	1,450 lbs.



Highland Stone® Fire Pit Kit

DIAMETER	Inside: 45" Outside 67"
HEIGHT	23 1/4" (with coping)
BLOCK DIMENSIONS	3 x 12 x 9" (72 each) 3 x 6 x 9" (86 each)
WEIGHT/PALLET	1,900 lbs.

## EMBERLOK OUTDOOR FIREPLACE SYSTEMS



### EMBERLOK OUTDOOR FIREPLACE

The traditional fireplace look from Emberlok. This product includes firebox, smoke chamber, and two or three feet of solid block chimney.

MODEL	WIDTH	HEIGHT	DEPTH	FIREBOX HEIGHT	SMOKE CHAMBER HEIGHT	OPENING WIDTH	OPENING HEIGHT	FIREBOX DEPTH	WEIGHT
30" **	38"	76.5"	28.5"	29.4"	22.75"	30"	34.5"	22.5"	2000
36"	44"	84.75"	28.5"	38"	22.75"	36"	34.5"	22.5"	2200
42"	50"	106.2"	28.5"	39"	32.2"	42"	34.5"	22.5"	2800



### EMBERLOK ARCHED FRONT OUTDOOR FIREPLACE

The Emberlok Arched Front Outdoor firebox provides an arch detail that can be veneered with man-made or sliced stone. This design feature is becoming more and more popular among home owners. Solid block chimney comes standard.

MODEL	WIDTH	HEIGHT	DEPTH	FIREBOX HEIGHT	SMOKE CHAMBER HEIGHT	OPENING WIDTH	OPENING HEIGHT	FIREBOX DEPTH	WEIGHT
30" **	38"	76.5"	28.5"	29.4"	22.75"	30"	34.5"	22.5"	2000
36"	44"	84.75"	28.5"	38"	22.75"	36"	34.5"	22.5"	2200
42"	50"	106.2"	28.5"	39"	32.2"	42"	34.5"	22.5"	2800



### EMBERLOK OUTDOOR OVEN

This outdoor wood-fired oven can be seamlessly integrated into any outdoor kitchen. Made from the same insulating materials as our fireplaces.

WIDTH	INTERIOR DIAMETER	HEIGHT (WITHOUT CHIMNEY)	HEIGHT (WITH CHIMNEY)	CHIMNEY HEIGHT	ACCESS TUNNEL	WEIGHT
48" (at base) **	40" (at base)	32"	32"	16"	10"	1200





# AUXILIARY PRODUCTS

## HARDSCAPE SEALANTS & CLEANERS

BY TECHNISEAL®

### FILM-FORMING SEALANTS

WL4 Protective Sealant – Wet Look SIZE 1 Gal., 5 Gal.

EV Protective Sealant – Natural Color SIZE 1 Gal., 5 Gal.

### NON-FILM-FORMING SEALANTS

iN Natural Look – Invisible SIZE 1 Gal., 5 Gal.

WLP Color Boost– Wet Look SIZE 1 Gal., 5 Gal.

### CLEANERS

EC Paver Primer SIZE 1 Gal., 5 Gal.

HC Hardscape Cleaner SIZE 1 Gal.

Sprayer for EC Efflorescence Cleaner

Slit Foam Rollers 10/Box

Paver Restorer SIZE 5 Gal.

ProGrade Oil & Grease Remover SIZE 1 qt.

## SAND STABILIZERS

### ORGANIC JOINT STABILIZERS BY ENVIROBOND®

EnviroSand SIZE 55 lb./Bag COLORS Natural, Granite

### POLYMERIC SANDS BY TECHNISEAL®

RG+Polymeric Sand SIZE 50 lb./Bag COLORS Tan, Granite

HP2-Polymeric Sand SIZE 50 lb./Bag COLORS Tan, Granite

## FENCE POST ACCESSORIES

Sleeve-It™ System

## EDGE RESTRAINT

Snap Edge SIZE 8' Sections

Landscape Spikes SIZE 10"

Perm-Edge SIZE 8' with 48" anchor

## CONCRETE ADHESIVES

RG-Concrete Adhesive SIZE 10 oz., 29 oz.

## HARDSCAPE LIGHTING

BY KERR LIGHTING

### PAVER LIGHT KIT

4" x 8" Paver Light Kit (8-Pack)

6" x 6" CottageStone Paver Light Kit (8-Pack)

6" x 9" CottageStone Paver Light Kit (6-Pack)

### INDIVIDUAL PAVER LIGHTS

4" x 8" Paver Light with 4 Watt Bulb

6" x 6" CottageStone Paver Light

6" x 9" CottageStone Paver Light

### RETAINING WALL LIGHT KIT

8" x 6" Retaining Wall Light Kit (4-Pack)

### INDIVIDUAL RETAINING WALL LIGHT

8" x 6" Retaining Wall Light

## GEOGRID & FILTER FABRIC

### GEOGRID

Mirafi 2XT SIZE 4' x 45' SQ. YD. 20

Mirafi 3XT SIZE 6' x 150' SQ. YD. 100

Mirafi 5XT SIZE 6' x 150' SQ. YD. 100

### FILTER FABRIC

140N Filter Fabric for Wall & Paver SIZE 3' x 100' (Roll) SQ. YD. 33.33

500X Filter Fabric for Paver SIZE 6' x 100' (Roll) SQ. YD. 66.67

## SEAL-N-LOCK SEALERS & CLEANERS

Super Wet A&B SIZE 2 Gal., 5 Gal.

Natural Luster SIZE 5 Gal.

For more information on our Auxiliary Products, consult your local dealer, or visit [www.eaglebayusa.com](http://www.eaglebayusa.com).

## LOOK FOR THESE LOGOS:





# SKETCHES



**EAGLE BAY®**  
[www.eaglebayusa.com](http://www.eaglebayusa.com)



# SKETCHES



**EAGLE BAY®**

[www.eaglebayusa.com](http://www.eaglebayusa.com)



Coping Stone; Color: Jefferson



GrandCay; Finish: Cobbled; Color: Bull Run



Highland Stone® Freestanding Wall; Color: Bull Run



Highland Stone® Fire Pit Kit; Color: Jefferson

# COVER FEATURE



*Located in Suffolk, Virginia, this year's cover selection features a custom landscape design incorporating Eagle Bay products that have transformed the space into an outdoor retreat.*

**Above:** GrandCay; Finish: Cobbled; Color: Bull Run





# EAGLE BAY

[www.eaglebayusa.com](http://www.eaglebayusa.com)

Toll Free 800.321.9141 | Main 804.279.7501  
Fax 804.743.4392

Eagle Bay Hardscape Products, 1231 Willis Rd.  
Richmond, VA 23237

We stand behind our products with a transferable lifetime product warranty. For complete warranty information, contact your authorized Eagle Bay dealer, or visit our website.

Eagle Bay is a registered trademark of Allied Concrete Products.

Allied Concrete Products is a licensed manufacturer of Anchor Wall Systems, Inc. The Anchor Build Something Beautiful logo, Aspen Stone, Diamond, Diamond Pro, Diamond Pro Stone Cut, Highland Stone, Landmark, Vertica and Windsor Stone are trademarks of Anchor Wall Systems, Inc.

